



### District Report Card: 2017


<b>State:</b> Chhattisgarh	<b>District:</b> Mahasamund
<b>Class:</b> 8	<b>Subject:</b> Mathematics
<b>Schools:</b> 51	<b>Students:</b> 1352


### Participation/Coverage


#### Students

<div>GENDER</div> <div></div>	Boys		Girls	
	Number	%	Number	%
	610	45.12	742	54.88

<div>AREA</div> <div></div>	Rural		Urban	
	Number	%	Number	%
	1264	93.49	88	6.51

<div>CATEGORY</div> <div></div>	SC		ST		OBC		GEN	
	Number	%	Number	%	Number	%	Number	%
	218	16.12	512	37.87	603	44.60	19	1.41

<div>CWSN</div> <div></div>	LD	VI	HI	S&LD	ID	Oth
	5	7	2	1	2	0

<div>Management</div> <div></div>	Government		Government-aided	
	Number	%	Number	%
	1322	97.78	30	2.22

### Average Performance of Students in Mathematics (%)

Overall	Gender		Area		Management		Social Group			
	Male	Female	Rural	Urban	Govt.	Aided	SC	ST	OBC	GEN
33.18	33.02	33.32	33.38	30.38	33.48	20.00	33.79	31.97	33.86	37.19

## Performance on Learning Outcomes (LOs)

Learning Outcomes	Description	Average Performance(%)
M601	Solves problems involving large numbers by applying appropriate operations	25.18
M606	Solves problems on daily life situations involving addition and subtraction of fractions / decimals	26.64
M620	Finds out the perimeter and area of rectangular objects in the surroundings like floor of the class room, surfaces of a chalk box etc.	31.44
M621	Arranges given/collected information in the form of table, pictograph and bar graph and interprets them	27.37
M702	Interprets the division and multiplication of fractions	33.73
M705	Solves problems related to daily life situations involving rational numbers	30.33
M706	Uses exponential form of numbers to simplify problems involving multiplication and division of large numbers	33.83
M707	Adds/subtracts algebraic expressions	43.86
M710	Solves problems related to conversion of percentage to fraction and decimal and vice versa	27.82
M717	Finds out approximate area of closed shapes by using unit square grid/graph sheet	24.75
M719	Finds various representative values for simple data from her/his daily life contexts like mean, median and mode	41.79
M721	Interprets data using bar graph	44.06
M801	Generalizes properties of addition, subtraction, multiplication and division of rational numbers through patterns	32.18
M802	Finds rational numbers between two given rational numbers	30.53
M803	Proves divisibility rules of 2, 3, 4, 5, 6, 9 and 11	37.70
M804	Finds squares, cubes, square roots and cube roots of numbers using different methods	35.94
M808	Uses various algebraic identities in solving problems of daily life	39.25
M812	Verifies properties of parallelogram and establishes the relationship between them through reasoning	30.26
M818	Finds surface area and volume of cuboidal and cylindrical object	22.11
M819	Draws and interprets bar charts and pie charts	31.07

Range of Performance of Students who Answered Correctly							
Below 30%		30% - 50%		50% - 75%		Above 75%	
Number	%	Number	%	Number	%	Number	%
683	50.52	397	29.36	214	15.83	58	4.29

## Lowest Performing Learning Outcomes (LOs)

- 1 - Finds surface area and volume of cuboidal and cylindrical object (22.11)
- 2 - Finds out approximate area of closed shapes by using unit square grid/graph sheet (24.75)
- 3 - Solves problems involving large numbers by applying appropriate operations (25.18)

- 4 - Solves problems on daily life situations involving addition and subtraction of fractions / decimals (26.64)
- 5 - Arranges given/collected information in the form of table, pictograph and bar graph and interprets them (27.37)